

Human CD117 Protein

Cat. No. CD1-HM217

Description

Source	Recombinant Human CD117 Protein is expressed from HEK293 with hFc tag at the C-Terminus. It contains Gln26-Pro520.
Accession	P10721-2
Molecular Weight	The protein has a predicted MW of 82.46 kDa. Due to glycosylation, the protein migrates to 100-130 kDa based on Tris-Bis PAGE result.
Endotoxin	Less than 1EU per µg by the LAL method.
Purity	> 95% as determined by Tris-Bis PAGE

Formulation and Storage

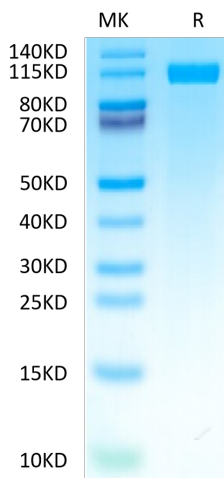
Formulation	Lyophilized from 0.22µm filtered solution in 20mM PBS (pH 7.4). Normally 8% trehalose is added as protectant before lyophilization.
Reconstitution	Centrifuge the tube before opening. Reconstituting to a concentration more than 100 µg/ml is recommended. Dissolve the lyophilized protein in distilled water.
Storage	-20 to -80°C for 12 months as supplied from date of receipt. -20 to -80°C for 3-6 months in unopened state after reconstitution. 2-8°C for 2-7 days after reconstitution. Recommend to aliquot the protein into smaller quantities for optimal storage. Please minimize freeze-thaw cycles.

Background

The c-kit proto-oncogen (CD 117) has been shown to be present in several cell types including normal and neoplastic hemopoietic cells. Among normal BM cells, CD117 expression has been found in about half of the CD34 precursors including progenitors committed to the erythroid, granulo-monocytic, and megakaryocytic cell lineages.

Assay Data

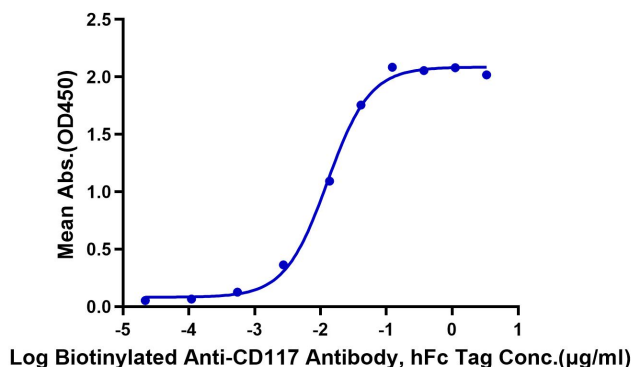
Tris-Bis PAGE



Human CD117 on Tris-Bis PAGE under reduced condition. The purity is greater than 95%.

ELISA Data

Human CD117, hFc Tag ELISA
0.05µg Human CD117, hFc Tag Per Well

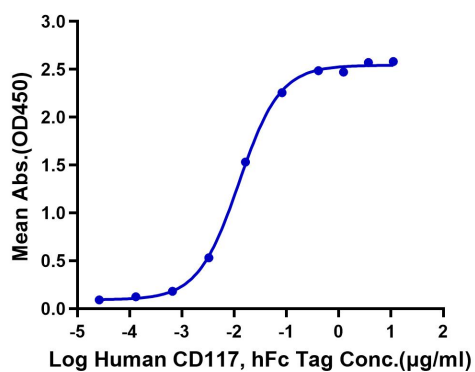


Immobilized Human CD117, hFc Tag at 0.5µg/ml (100µl/well) on the plate. Dose response curve for Biotinylated Anti-CD117 Antibody, hFc Tag with the EC50 of 12.7ng/ml determined by ELISA (QC Test).

Assay Data

ELISA Data

Human CD117, hFc Tag ELISA
0.1µg Human SCF, No Tag Per Well



Immobilized Human SCF, No Tag at 1µg/ml (100µl/well) on the plate. Dose response curve for Human CD117, hFc Tag with the EC50 of 12.4ng/ml determined by ELISA.